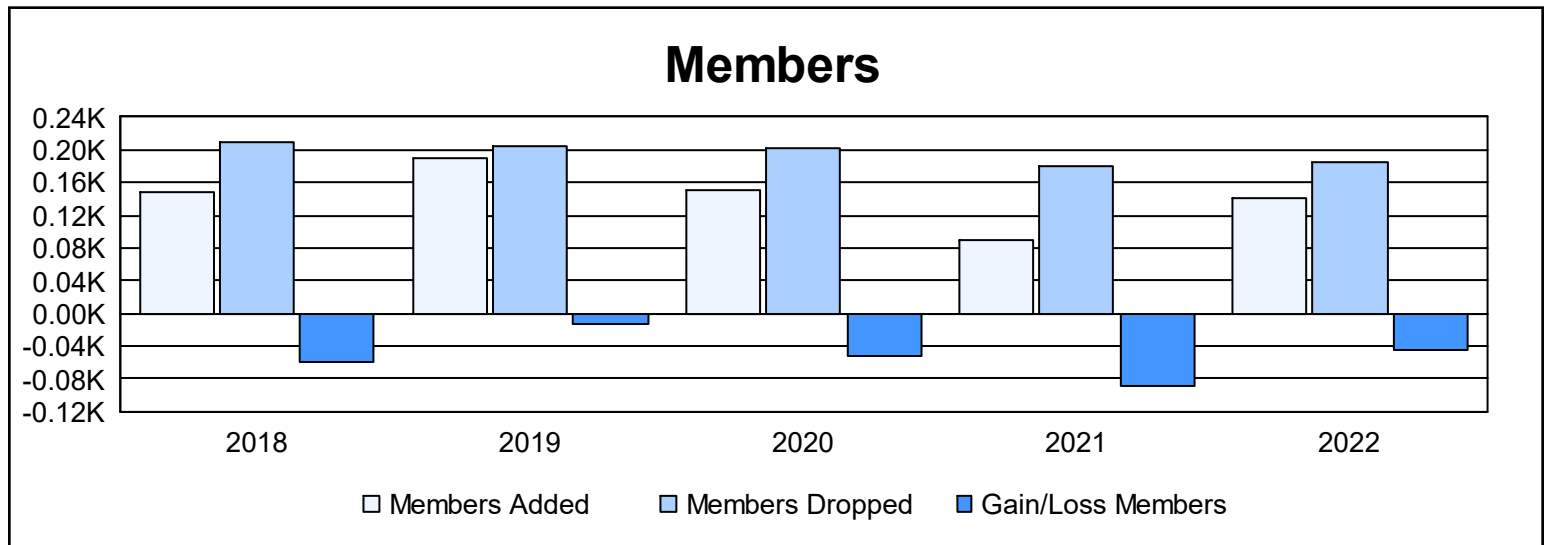
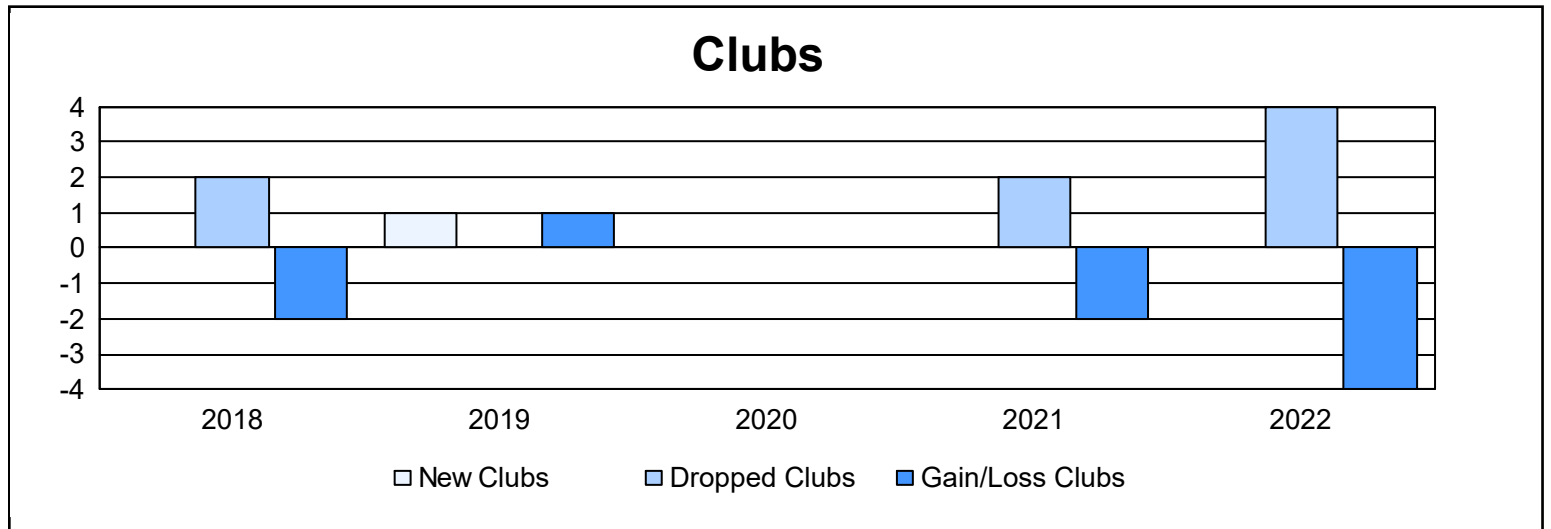
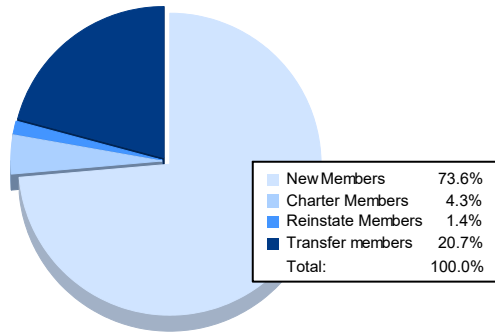


| Year | New Clubs | Dropped Clubs | Gain/ Loss Clubs | New Members | Charter Members | Reinstate Members | Transfer Members | Total Member Added | Total Members Dropped | Gain/ Loss Members |
|----------------|-----------|---------------|------------------|-------------|-----------------|-------------------|------------------|--------------------|-----------------------|--------------------|
| 2017-2018 | 0 | 2 | -2 | 133 | 4 | 2 | 10 | 149 | 209 | -60 |
| 2018-2019 | 1 | 0 | 1 | 145 | 26 | 8 | 11 | 190 | 204 | -14 |
| 2019-2020 | 0 | 0 | 0 | 113 | 3 | 4 | 31 | 151 | 203 | -52 |
| 2020-2021 | 0 | 2 | -2 | 61 | 5 | 3 | 21 | 90 | 179 | -89 |
| 2021-2022 | 0 | 4 | -4 | 103 | 6 | 2 | 29 | 140 | 185 | -45 |
| Average | 0 | 2 | -1 | 111 | 9 | 4 | 20 | 144 | 196 | -52 |



Membership Composition June 2022 Cumulative



Gender Composition June 2022 Cumulative

